






FS 3500 G

[Overview](#) [Features](#) [Specifications](#) [Accessories](#) [Media](#) [Where To Buy](#)

FS 3500 G is a self-propelled floor saw ideal for small to medium patch and service jobs. Equipped with a 27.5 kW Kohler gasoline engine. It is lightweight, low profiled, easy to manoeuvre and service. The Poly-V belt together with a self-adjusting belt tensioner ensures stable power levels at the blade shaft. Cutting depth capacity up to 311 mm with a 750 mm diamond blade. Comes standard with adjustable handle bars, engine tachometer and hour meter. Water pump kit and light kit available as options.

-  Cutting depth, max **312 mm**
-  Output power (As rated by the engine/motor manufacturer) **27.5 kW**
-  Blade diameter, max **750 mm**

Select product variant

FLOOR SAW FS 3500 G 37 hp | 750mm | CE | Kohler - 967 62 13-07 

Article number: FLOOR SAW FS 3500 G 37 hp | 750mm | CE | Kohler - 967 62 13-07

Get quote 

Our local salesman can give you **price quotes**, **book a demo** or **give you a call** to talk more.

Add to wish list 


[Spare parts](#) | [Manuals](#)



Output power (As rated by the engine/motor manufacturer) **27.5 kW**
 Output power at tool shaft **21.6 kW**
 Engine cooling **Air**
 Fuel tank volume **6.3 l**
 Cylinders **2**
 Number of strokes **4-stroke engine**



Transmission speed reverse **25 m/min**
 Transmission speed forward **51 m/min**



Arbor diameter **25,4 mm**
 Blade depth control **Electric hydraulic**
 Blade diameter, max **750 mm**
 Cutting depth, max **312 mm**



Product size length **1168 mm**
 Product size width **807 mm**
 Product size height **1152 mm**
 Weight **450 kg**